

DEGY WORLD

PREPARE TO ENTER A NEW WORLD

QUICK USER GUIDE

GETTING STARTED



What you need to get started in DEGY WORLD:

- Laptop or Desktop Computer (PC & Mac Compatible).**
Degy World is a robust virtual experience that at the moment does not have mobile compatibility. You must download on one (1) of the above systems (PC or Mac) and NOT a mobile device.
- Headphones: Please grab a set and connect them!**
If using a bluetooth headset, please make sure they are connected to your computer and you test to confirm they are working on your computer prior to launching Degy World.

The registration and avatar creation process will take approximately 10-15 minutes. Once you arrive, you will be met by a Virtual Event Person (VEP) who will welcome you to Degy World. Once they see you, they will begin by asking if you can hear them and then ask you to start talking to ensure the audio is all working properly. As soon as you hear the birds chirping, that is an indication you have successfully entered Degy World!

MOVING YOUR AVATAR

Using the Keyboard

↑ / W	Forward
↓ / S	Backward
→ / D	Turn Right
← / A	Turn Left
Shift	Run
Space	Unlock camera

Using the Mouse

When you hover your mouse over a place your avatar can walk to, an icon of a person will appear.

When you left click on this area, your avatar will walk to where you click!

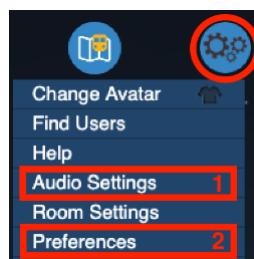


Space Bar



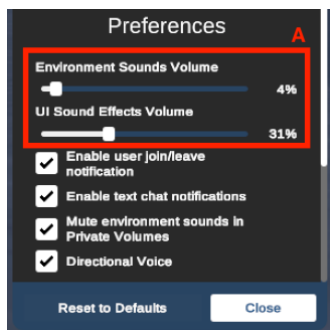
Click the space bar to look around and lock and unlock your view to follow your pointer

ADJUSTING PREFERENCES



(1) Open Audio Settings

Click the gears icon in the top right of the Degy World window, then click Audio Settings on the menu.



Toggle Volume Settings (A)

Click and drag the sliders down to 5-10% to reduce the volume of the birds and world sounds

(2) Open Preferences

Click the gears icon in the top right of the Degy World window, then click Audio Settings on the menu.

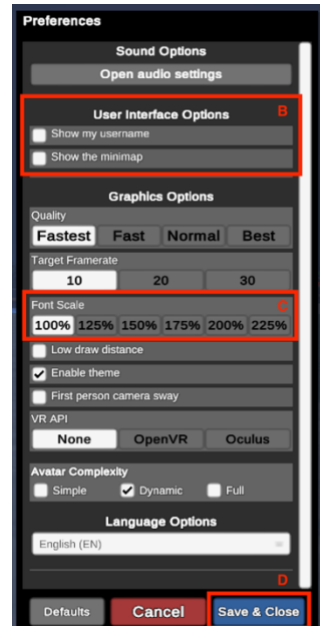
Toggle View Settings (B)

Uncheck the boxes next to the 'Show my username/the minimap' sections. This will clear up your view. Other users will still be able to see your name and title above your head.

Increase Font Size (C)

If you need to increase the size of the text in the interface in Degy World, adjust this selection accordingly.

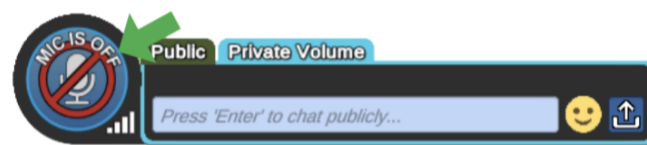
Click 'Save and Close' (D)



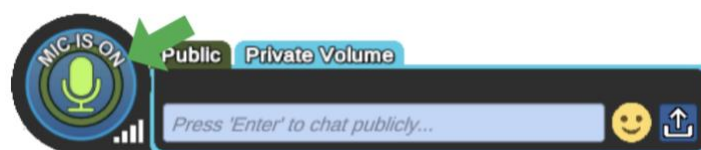
COMMUNICATION

Voice Chat

When DEGY WORLD starts up, your microphone will be muted.



Click on the microphone icon to turn on your microphone.



A chat bubble will appear over both your avatar's head and the microphone icon when you are speaking.

! You can also toggle the microphone on by pressing and holding the '1' key to speak!

Text Chat

To the right of the microphone is the text chat. Simply type in the public box and press enter to send a message to those in the space you're in.

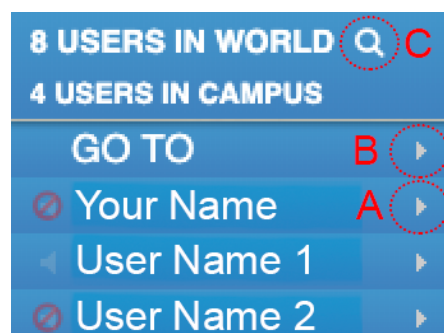
Private Volume

When you step into a blue private volume area, you will only speak to and hear other avatars in that blue area. This also creates a Private Volume text chat to only chat with the avatars in that blue private area.



MENU

In the top left corner of your screen is a drop-down menu. Left click items here for various functions to navigate and interact in DEGY WORLD



- Change your avatar, view your profile, raise your hand, and use emotes.
- GO TO: Lists all of the rooms you can teleport to
- See who's in the world and where to find them

Click on the menu next to another's user's name to start a private chat with them

PRESENTATION VIEW AND INTERACTION

Click to Sit



To sit in a chair, on a bench, or in a boat, hover your mouse over the seat and then click to sit your avatar in that seat.

Screen Zoom



For all presentation screens, you can click the magnifying glass on the top right to focus your view on the content displayed



In some venues with multiple screens, click the screen zoom bar on the top center of your Degy World window and then select which zoom view you'd like to use

Raise Hand



On the bottom of your screen to the right of the text chat, these icons can help you to raise and lower your hand, zoom on stage, and stand up. You can also access the raise hand feature by clicking the arrow next to your name in the menu in the top left corner of Degy World